


NA2XSERY 3 x (25-300)

mm² 3.6/6 kV

NA2XSERY-3 core AL XLPE PVC with SWA armor



(Aluminium Conductor, XLPE Insulated, Copper Tape Screen, Galvanized Steel Wire Armor, PVC Sheathed) *Standard Specification : IEC 60502-2*

Construction Data


Nom. Cross Section Area	Overall Diameter	Cable Weight
	approx.	approx.
mm ²	mm	kg/km
25	40.5	2,589
35	43.5	2,993
50	48.0	3,705
70	52.0	4,324
95	56.0	4,947
120	59.5	5,541
150	62.5	6,126
185	67.0	6,886
240	72.5	8,037
300	80.0	10,170

Application :

For installation in the ground, indoors, cable trunking and outdoors if increased mechanical protection is required or where high-pulling stresses may occur during installation or operation.

Special Features on Request

- Oil Resistance
- UV Resistance
- Flame Retardant Cat. A, B, C
- Flame Retardant Non Category
- Anti Termite
- Anti Rodent
- Low Smoke Zero Halogen



Note :

Conductor Shape

25 - 300 sqmm supplied in compacted circular stranded (cm) conductor shape

Standard Packing

25 - 50 sqmm supplied in wooden drum @ 1000 m


70 - 300 sqmm will be supplied in wooden drum on available length
Length Tolerance per drum ± 2%

Electrical Data

Conductor			Inductance	Current - Carrying Capacity at 30° C*		Short current circuit at 1 sec	
Nom. Cross Sect.	DC Resistance at 20°C	AC Resistance at 90°C		in air	in ground	Conductor	Screen
	Max. (Ω/km)	Max. (Ω/km)		Max. (A)	Max. (A)	Max. (kA)	Max. (kA)
(mm ²)			(mH/km)				
25	1.20	1.539	0.346	120	114	2.35	1.03
35	0.868	1.113	0.326	145	137	3.29	1.03
50	0.641	0.822	0.314	173	161	4.70	1.03
70	0.443	0.568	0.296	217	197	6.58	1.03
95	0.320	0.411	0.284	262	235	8.93	1.03
120	0.253	0.325	0.276	301	266	11.28	1.03
150	0.206	0.265	0.269	340	297	14.10	1.03
185	0.164	0.212	0.262	390	337	17.39	1.03
240	0.125	0.162	0.256	457	389	22.56	1.37
300	0.100	0.130	0.253	521	436	28.20	1.37

NA2XSERY 3 x (25-300) mm² 6/10 kV

NA2XSERY-3 core AL XLPE PVC with
SWA armor



(Aluminium Conductor, XLPE Insulated, Copper Tape Screen, Galvanized Steel Wire Armor, PVC Sheathed) *Standard Specification : IEC 60502-2*

Construction Data


Nom. Cross Section Area	Overall Diameter	Cable Weight
	approx.	approx.
mm ²	mm	kg/km
25	46.5	3,417
35	49.5	3,840
50	52.0	4,225
70	56.5	4,837
95	60.5	5,535
120	64.0	6,139
150	67.0	6,712
185	71.0	7,490
240	78.0	9,474
300	83.0	10,662

Application :

For installation in the ground, indoors, cable trunking and outdoors if increased mechanical protection is required or where high-pulling stresses may occur during installation or operation.

Special Features on Request

- Oil Resistance
- UV Resistance
- Flame Retardant Cat. A, B, C
- Flame Retardant Non Category
- Anti Termite
- Anti Rodent
- Low Smoke Zero Halogen



Note :

Conductor Shape

25 - 300 sqmm supplied in compacted circular stranded (cm) conductor shape

Standard Packing

25 - 35 sqmm supplied in wooden drum @ 1000 m

50 - 300 sqmm will be supplied in wooden drum on available length
Length Tolerance per drum $\pm 2\%$


Electrical Data

Conductor			Inductance	Current - Carrying Capacity at 30° C*		Short current circuit at 1 sec	
Nom. Cross Sect.	DC Resistance at 20°C	AC Resistance at 90°C		in air	in ground	Conductor	Screen
(mm ²)	Max. (Ω/km)	Max. (Ω/km)	Max. (mH/km)	Max. (A)	Max. (A)	Max. (kA)	Max. (kA)
25	1.20	1.539	0.372	122	114	2.35	1.03
35	0.868	1.113	0.350	147	136	3.29	1.03
50	0.641	0.822	0.336	175	160	4.70	1.03
70	0.443	0.568	0.316	219	197	6.58	1.03
95	0.320	0.411	0.303	263	234	8.93	1.03
120	0.253	0.325	0.293	303	266	11.28	1.03
150	0.206	0.265	0.285	342	297	14.10	1.03
185	0.164	0.211	0.277	392	336	17.39	1.37
240	0.125	0.162	0.268	459	387	22.56	1.37
300	0.100	0.130	0.261	521	435	28.20	1.37

NA2XSERY 3 x (25-300)

mm² 8.7/15 kV

NA2XSERY-3 core AL XLPE PVC with SWA armor



(Aluminium Conductor, XLPE Insulated, Copper Tape Screen, Galvanized Steel Wire Armor, PVC Sheathed) *Standard Specification : IEC 60502-2*

Construction Data


Nom. Cross Section Area	Overall Diameter	Cable Weight
	approx.	approx.
mm ²	mm	kg/km
25	52.0	4,099
35	55.0	4,509
50	57.5	4,882
70	62.0	5,620
95	66.0	6,296
120	69.0	6,895
150	72.5	7,486
185	78.5	9,262
240	83.5	10,461
300	88.5	11,679

Application :

For installation in the ground, indoors, cable trunking and outdoors if increased mechanical protection is required or where high-pulling stresses may occur during installation or operation.

Special Features on Request

- Oil Resistance
- UV Resistance
- Flame Retardant Cat. A, B, C
- Flame Retardant Non Category
- Anti Termite
- Anti Rodent
- Low Smoke Zero Halogen



Note :

Conductor Shape

25 - 300 sqmm supplied in compacted circular stranded (cm) conductor shape

Standard Packing


25 - 300 sqmm will be supplied in wooden drum on available length
Length Tolerance per drum $\pm 2\%$

Electrical Data

Nom. Cross Sect. (mm ²)	Conductor		Inductance (mH/km)	Current - Carrying Capacity at 30° C*		Short current circuit at 1 sec	
	DC Resistance at 20°C	AC Resistance at 90°C		in air	in ground	Conductor	Screen
	Max. (Ω/km)	Max. (Ω/km)		Max. (A)	Max. (A)	Max. (kA)	Max. (kA)
25	1.20	1.539	0.400	123	114	2.35	1.03
35	0.868	1.113	0.376	149	136	3.29	1.03
50	0.641	0.822	0.361	177	160	4.70	1.03
70	0.443	0.568	0.338	219	196	6.58	1.03
95	0.320	0.411	0.323	265	233	8.93	1.03
120	0.253	0.325	0.312	304	265	11.28	1.03
150	0.206	0.265	0.304	343	296	14.10	1.37
185	0.164	0.211	0.294	393	335	17.39	1.37
240	0.125	0.162	0.284	460	387	22.56	1.37
300	0.100	0.130	0.276	522	434	28.20	1.37

NA2XSERY 3 x (35-300) mm² 12/20 kV

NA2XSERY-3 core AL XLPE PVC with
SWA armor



(Aluminium Conductor, XLPE Insulated, Copper Tape Screen, Galvanized Steel Wire Armor, PVC Sheathed)
Standard Specification : IEC 60502-2

Construction Data


Nom. Cross Section Area	Overall Diameter	Cable Weight
	approx.	approx.
mm ²	mm	kg/km
35	60.0	5,172
50	62.5	5,557
70	66.5	6,279
95	70.5	6,990
120	74.0	7,614
150	79.0	9,176
185	83.0	10,120
240	88.5	11,358
300	93.0	12,519

Application :

For installation in the ground, indoors, cable trunking and outdoors if increased mechanical protection is required or where high-pulling stresses may occur during installation or operation.

Special Features on Request

- Oil Resistance
- UV Resistance
- Flame Retardant Cat. A, B, C
- Flame Retardant Non Category
- Anti Termite
- Anti Rodent
- Low Smoke Zero Halogen



Note :

Conductor Shape

35 - 300 sqmm supplied in compacted circular stranded (cm) conductor shape

Standard Packing

35 - 300 sqmm will be supplied in wooden drum on available length
Length Tolerance per drum $\pm 2\%$


Electrical Data

Conductor			Inductance	Current - Carrying Capacity at 30° C*		Short current circuit at 1 sec	
Nom. Cross Sect.	DC Resistance at 20°C	AC Resistance at 90°C		in air	in ground	Conductor	Screen
	Max. (Ω/km)	Max. (Ω/km)		Max. (A)	Max. (A)	Max. (kA)	Max. (kA)
(mm ²)			(mH/km)				
35	0.868	1.113	0.397	150	136	3.29	1.03
50	0.641	0.822	0.380	178	160	4.70	1.03
70	0.443	0.568	0.357	221	196	6.58	1.03
95	0.320	0.411	0.340	267	233	8.93	1.37
120	0.253	0.325	0.328	306	265	11.28	1.37
150	0.206	0.265	0.319	344	295	14.10	1.37
185	0.164	0.211	0.308	394	334	17.39	1.37
240	0.125	0.162	0.297	460	386	22.56	1.37
300	0.100	0.130	0.289	522	433	28.20	1.37

NA2XSERY 3 x (50-300)

mm² 18/30 kV

NA2XSERY-3 core AL XLPE PVC with SWA armor



(Aluminium Conductor, XLPE Insulated, Copper Tape Screen, Galvanized Steel Wire Armor, PVC Sheathed) *Standard Specification : IEC 60502-2*

Construction Data


Nom. Cross Section Area	Overall Diameter	Cable Weight
	approx.	approx.
mm ²	mm	kg/km
50	76.0	8,156.2
70	80.5	9,015.5
95	84.5	9,832.9
120	87.5	10,594.3
150	91.0	11,381.5
185	95.5	12,339.3
240	100.0	13,628.8
300	105.5	15,076.6

Application :

For installation in the ground, indoors, cable trunking and outdoors if increased mechanical protection is required or where high-pulling stresses may occur during installation or operation.

Special Features on Request

- Oil Resistance
- UV Resistance
- Flame Retardant Cat. A, B, C
- Flame Retardant Non Category
- Anti Termite
- Anti Rodent
- Low Smoke Zero Halogen



Note :

Conductor Shape

50 - 300 sqmm supplied in compacted circular stranded (cm) conductor shape

Standard Packing

50 - 300 sqmm will be supplied in wooden drum on available length
Length Tolerance per drum $\pm 2\%$

Electrical Data

Nom. Cross Sect. (mm ²)	Conductor		Inductance (mH/km)	Current - Carrying Capacity at 30° C*		Short current circuit at 1 sec	
	DC Resistance at 20°C	AC Resistance at 90°C		in air	in ground	Conductor	Screen
	Max. (Ω/km)	Max. (Ω/km)		Max. (A)	Max. (A)	Max. (kA)	Max. (kA)
50	0.641	0.822	0.423	180	159	4.70	1.37
70	0.443	0.568	0.396	223	195	6.58	1.37
95	0.320	0.411	0.377	268	232	8.93	1.37
120	0.253	0.325	0.364	308	264	11.28	1.37
150	0.206	0.265	0.353	346	294	14.10	1.37
185	0.164	0.211	0.340	395	333	17.39	1.37
240	0.125	0.161	0.327	461	384	22.56	1.37
300	0.100	0.130	0.317	521	431	28.20	1.37